



Please help support this charitable service by donating £3\* Text [Ability to 84858](tel:0800135470)

## Changing colours in Konqueror in KDE 4.

1. Click on the **'Settings'** menu with the mouse or press **'Alt' + 'S'**, followed by **'C'** to open the **'Configure Konqueror'**, Fig 1.

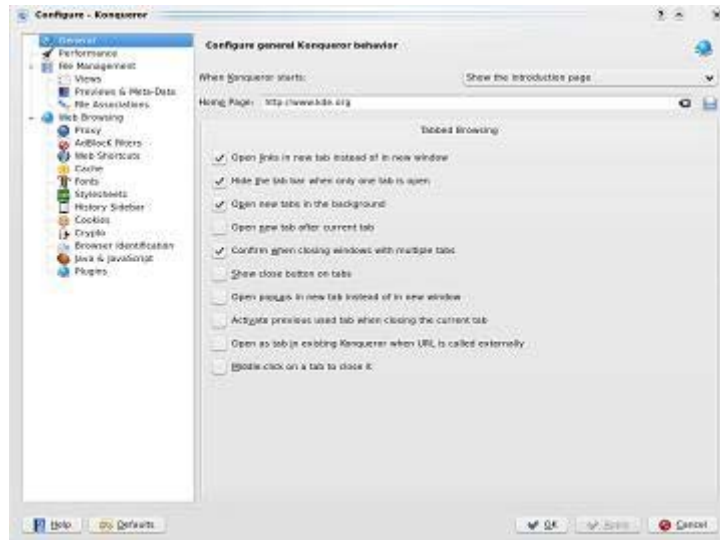


Fig 1

2. Click on **'Stylesheets'** or press **'Shift' + 'Tab'** to highlight the options window, and use the down arrow to highlight **'Stylesheets'**, Fig 2.

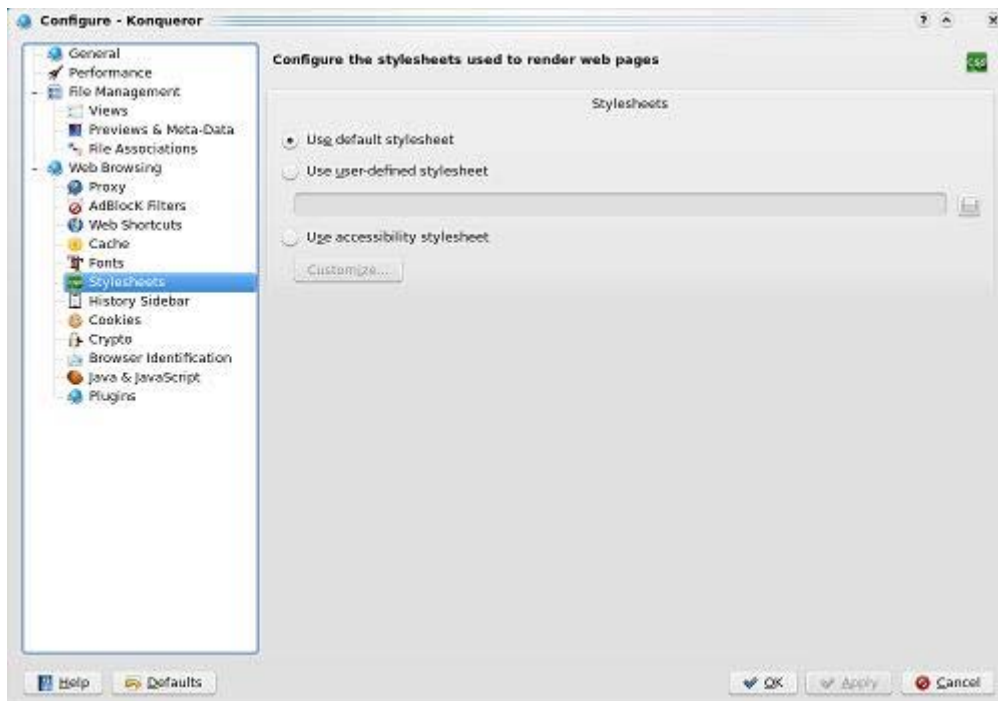


Fig 2



Please help support this charitable service by donating £3\* Text [Ability to 84858](tel:0800269545)

3. Click the **'Use accessibility stylesheet'** radio button or press **'Alt' + 'S'**, then click on the **'Customize'** button or press **'Alt' + 'I'**, Fig 3.

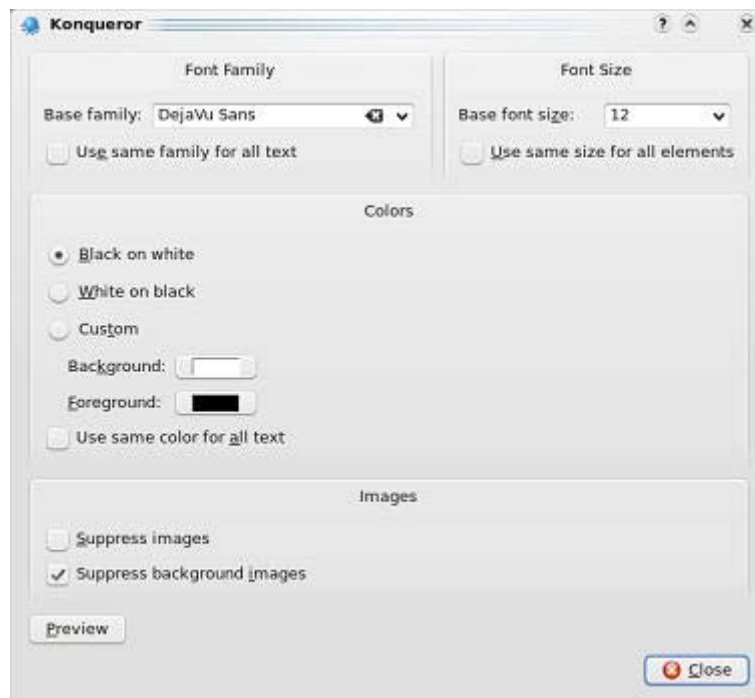


Fig 3

4. If you need to change the font under **'Font Family'** click on the drop down box next to **'Base family'** or press **'Tab'** to select the box and then use the down arrow key to select your font.

5. You have 3 colour options:

To select a black on white colour scheme click on the radio button next to **'Black on white'** under the **'Colors'** heading or press **'Alt' + 'B'**.

To select a white on black colour scheme click on the radio button next to **'White on black'** under the **'Colors'** heading or press **'Alt' + 'W'**.

6. You can define your own custom colours, to do this:

Click on the radio button next to **'Custom'** under the **'Colors'** heading or press **'Alt' + 'T'**.

To select a background colour click on the box next to **'Background'** or press **'Alt' + 'K'** to bring up the colour picker, Fig 4.



Please help support this charitable service by donating £3\* Text [Ability](tel:08458) to 84858

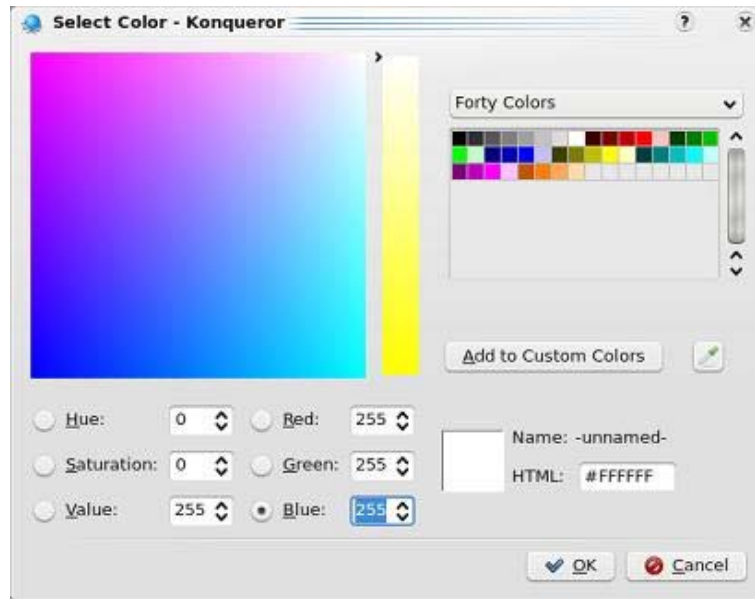


Fig 4

7. Click on the large colour box to select a colour or press 'Tab' as necessary to enter specific values under HSV, RGB or HTML options.
8. Click 'OK' or press 'Enter' to return to 'Customize'.
9. You can check how the adjustments look by clicking on the 'Preview' button or press 'Alt' + 'P', Fig 5.

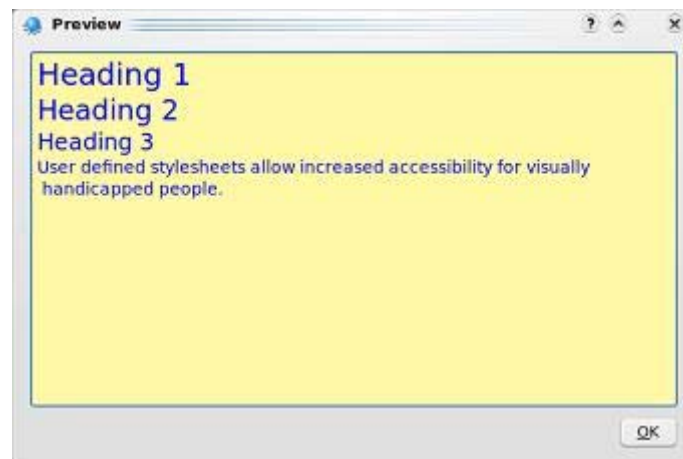


Fig 5



Please help support this charitable service by donating £3\* Text [Ability to 84858](tel:0800269545)

10. Click '**OK**' or press '**Enter**' to return to '**Customize**'.
11. When you are happy with the changes, click on the '**Apply**' button or press '**Alt**' + '**A**'.
12. Click '**OK**' or press '**Tab**' until it is highlighted and then press '**Enter**' to return to the Browser window.